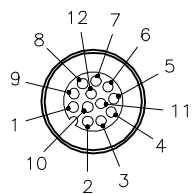


MALE END VIEW

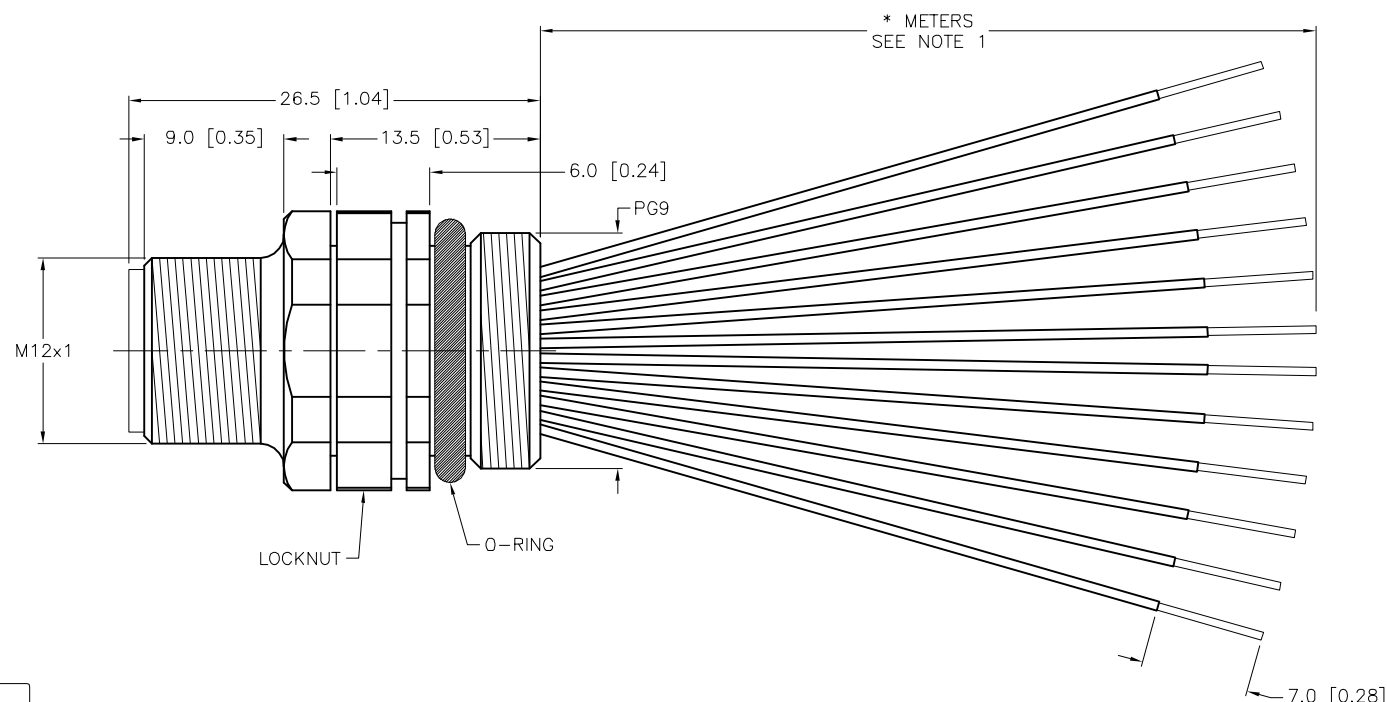
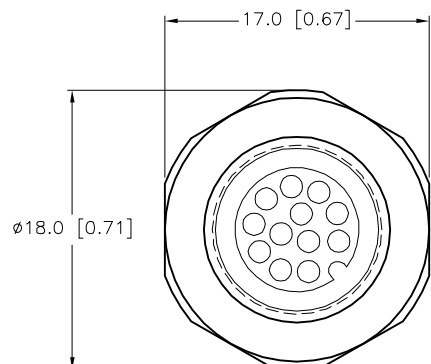


1 = WHITE 7 = BLUE
2 = BROWN 8 = RED
3 = GREEN 9 = ORANGE
4 = YELLOW 10 = TAN
5 = GRAY 11 = BLACK
6 = PINK 12 = VIOLET



SPECIFICATIONS

CONTACT CARRIER MATERIAL/COLOR	NYLON OR TPU/BLACK
CONTACT MATERIAL/PLATING	BRASS/GOLD
HOUSING MATERIAL/PLATING	BRASS/NICKEL
O-RING MATERIAL	EPDM
RATED CURRENT [A]	2.0 A
RATED VOLTAGE [V]	30 V
CONDUCTOR INSULATION MATERIAL	PVC
NUMBER OF CONDUCTORS [AWG]	12x24 AWG
TEMPERATURE RANGE	-40°C to +105°C (-40°F to +221°F)
PROTECTION CLASS	MEETS NEMA 1,3,4,6P AND IEC IP67

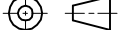


SOURCE DRAWING - FOR REFERENCE ONLY

CABLE LENGTH	TOLERANCE *
ALL LENGTHS	+ 4% (OR 50mm) OF LENGTH - 0% (OR 0mm) OF LENGTH WHICHEVER IS GREATER
STRIP LENGTH	TOLERANCE *
0-7mm	±0.5mm
8-29mm	±1.0mm
30-49mm	±2.0mm
50-69mm	±3.0mm
70-100mm	±4.0mm
OVER 100mm	±5.0mm
* UNLESS OTHERWISE SPECIFIED	

NOTES:

1. "*" INDICATES LEADS LENGTHS IN METERS. CONTACT TURCK TO ORDER SPECIFIC LENGTHS.

RELATED DOCUMENTS 1. 2. 3. 4.	3RD ANGLE PROJECTION	THIS DRAWING IS CONFIDENTIAL AND THE PROPERTY OF TURCK INC. USE OF THIS DOCUMENT WITHOUT WRITTEN PERMISSION IS PROHIBITED.		<div>3000 CAMPUS DRIVE MINNEAPOLIS, MN 55441 1-800-544-7769 (763) 553-7300 (763) 553-0708 fax www.turck.us</div> <div>TURCK</div>			
							
MATERIAL	ALL DIMENSIONS DISPLAYED ON THIS DRAWING ARE FOR REFERENCE ONLY	DRFT	GB	DATE	01/11/07	DESCRIPTION FSD 12-*	
SEE SPECIFICAITONS		APVD		SCALE	1=.5		
FINISH		CONTACT TURCK FOR MORE INFORMATION	UNIT OF MEASUREMENT			IDENTIFICATION NO.	REV D
SEE SPECIFICATIONS			MILLIMETER [INCH]				
		DO NOT SCALE THIS DRAWING			FILE: 777007868	SHEET 1 OF 1	

D	UPDATE VOLTAGE RATING	CBM	02/21/23	78300
REV	DESCRIPTION	BY	DATE	ECO. NO.